



Sonora Graphics

The very best prices & service



Name Munger

A better way to batch-rename files
from Sonora Graphics

Replace Text

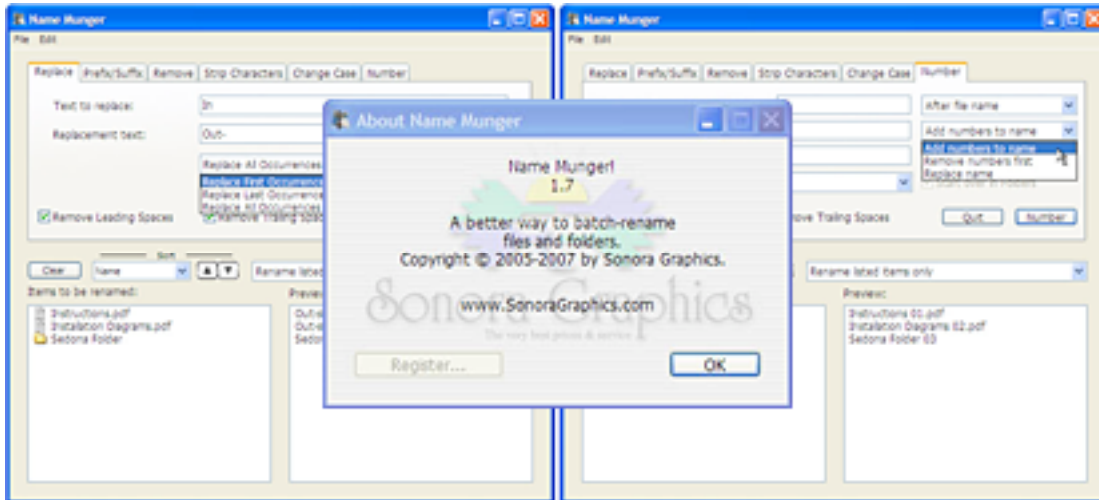
Search and replace text in any number of files or folders.

Prefix/Suffix

Add text to the beginning or ending of file or folder names, with or without file name extensions.

Remove

Remove portions of file or folder names.



Strip Characters

Easily prepare files for web sites or for use on other operating systems.

Change Case

Change file or folder names to upper case, lower case, or title caps.

Number Files

Quickly label digital photos with customized numbering.

Contents

Introduction to Name Munger

- 5 What Can You Do?
- 6 Getting Started
- 7 Files and Folders

Using Name Munger

- 9 Replacing Text
- 10 Prefixing/Suffixing File Names
- 11 Removing Text
- 12 Stripping Characters
- 13 Stripping Numerically
- 14 Changing Case
- 15 Numbering Files
- 16 Sorting the File List
- 17 Preferences

Reference and Support

- 19 Contact Us

Fine Print

- 21 Shareware Notice
- 22 License Agreement

Introduction to Name Munger

What Can You Do?

Name Munger is a powerful yet easy to use batch file renaming utility. Simply drag one or more files or folders onto the Name Munger icon or into its window and you can easily rename them with a click of the mouse.

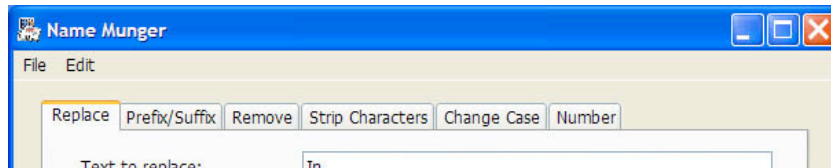
With Name Munger you can:

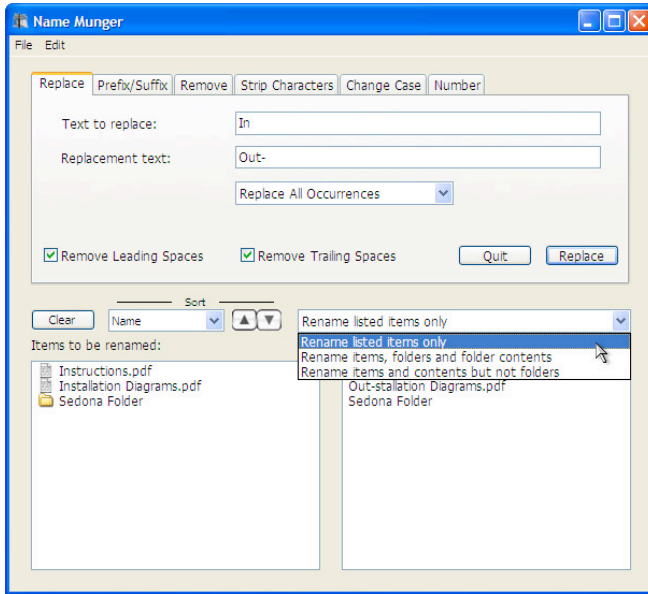
- Quickly rename one file or a thousand by simply dragging and dropping
- Add text to the beginning or end of file or folder names
- Replace text anywhere in a file or folder name
- Remove text from any portion of a file or folder name
- Strip leading and/or trailing spaces
- Change file or folder names to UPPER or lower case, or use Title Caps
- Add customizable numbers to the beginning or end of file or folder names

Getting Started

The most convenient way to use Name Munger is to simply drag files and folders onto the Name Munger icon. This will open the Name Munger window and allow you to choose how you would like to rename the selected items. The lower portion of the window shows the files and folders that will be renamed along with a preview showing the effects of the change. If Name Munger is already open, you may drag files or folders directly into this lower panel to add them to the list. You may also drag the items in the list to order them differently (this affects the assignment of numbers only).

The tabs across the top of the window allow you to select the operation you want to perform.

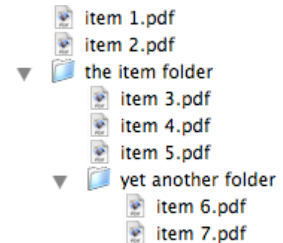




Files and Folders

Common to all panels is a pop-up menu that selects how folders are treated. Using this menu, you can specify that only the selected items be renamed or all the items in any included folders as well.

For example, if the selection is *Rename listed items only*, then only the items that appear in the Name Munger window will be renamed. If *Rename items, folders*



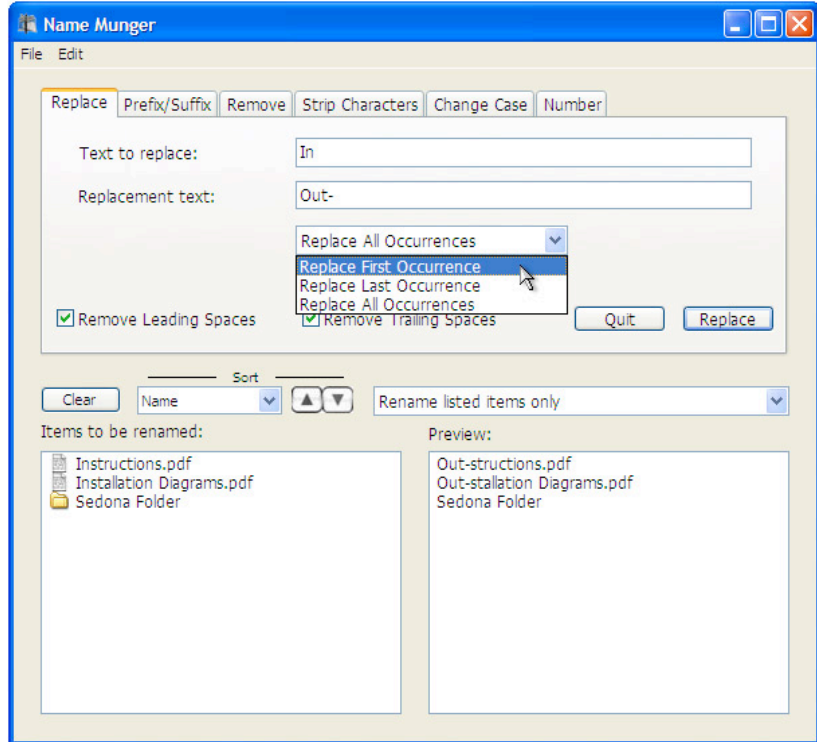
and folder contents is selected, all of the selected items will be renamed along with all of the items in “the item folder” as well as all the items in “yet another folder”.

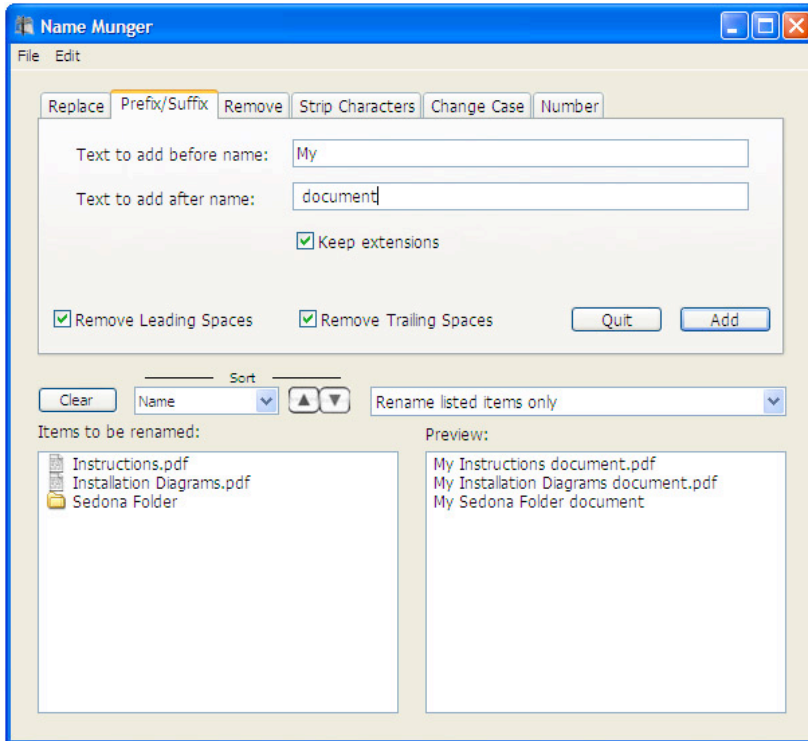
If the selection is *Rename items and contents but not folders*, then all of the files will be renamed but the folders will not be changed.

Using Name Munger

Replacing Text

With the Replace tab selected, enter the text you want Name Munger to locate in each item's name and the text with which you want to replace it. You can use the pop-up menu to select whether you want the first or last occurrence replaced or all of them. When you are satisfied with your selection, click the *Replace* button.





Prefixing/Suffixing File Names

The Prefix/Suffix tab allows you to add text to the beginning or end of item names. You can even do both at the same time.

If the *Keep extensions* box is checked, the text to add after the name will be inserted before any file name extension the item may already have.

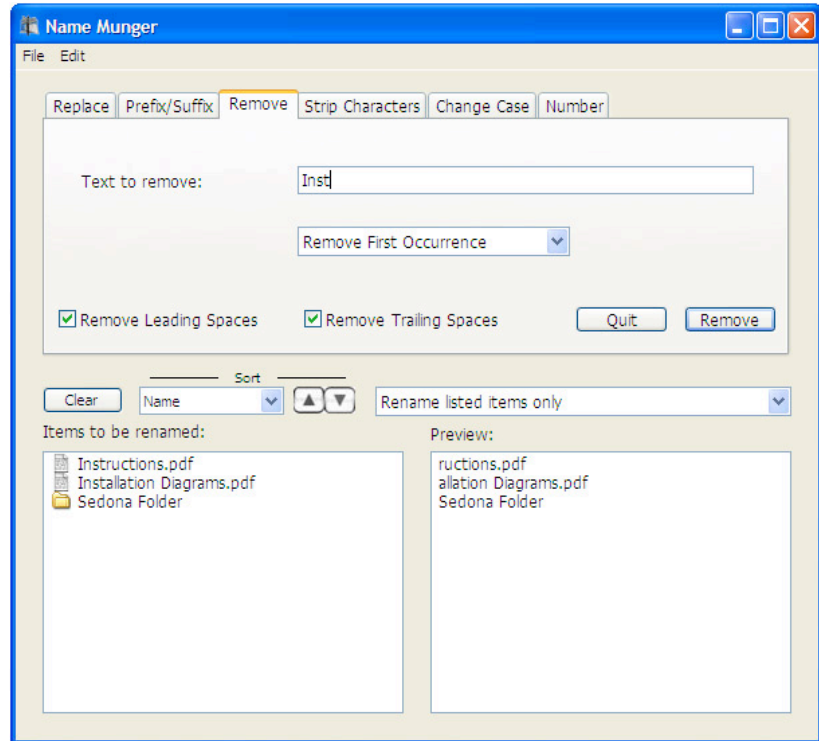
Click the Add button to carry out the name change.

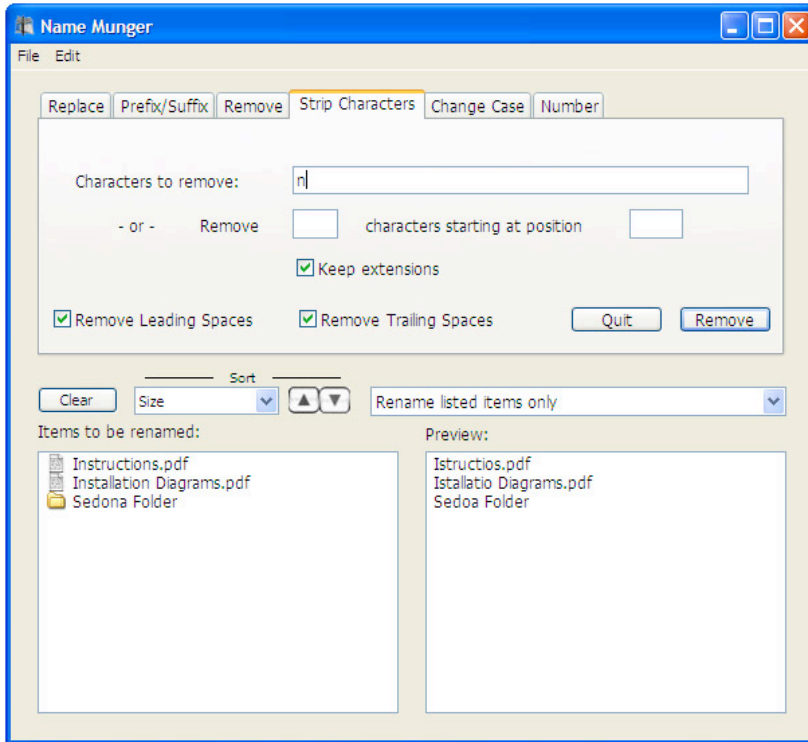
Removing Text

Click the Remove tab to delete the entered text from the file or folder names.

As with the Replace tab, you can elect to remove the first, last or all instances of the entered text.

Click the Remove button to performing the renaming operation.





Stripping Characters

Click the Strip Characters tab to delete all of the entered characters from the file or folder names or specific characters based on their position with the names.

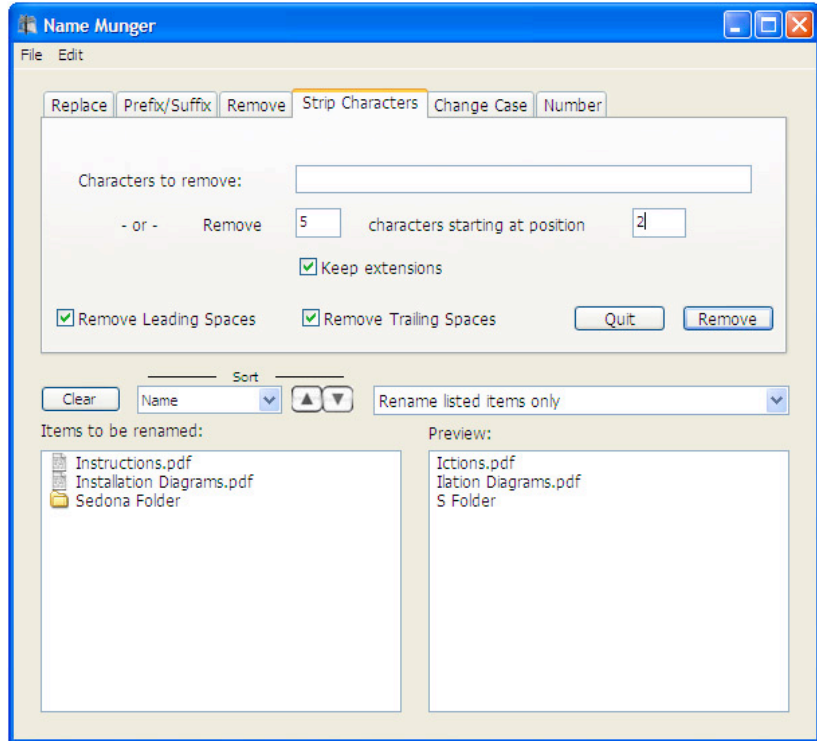
Strip Characters removes every occurrence of each of the entered characters from all of the file or folder names. In the example at left, all occurrences of the letter “n” will be removed from all three items.

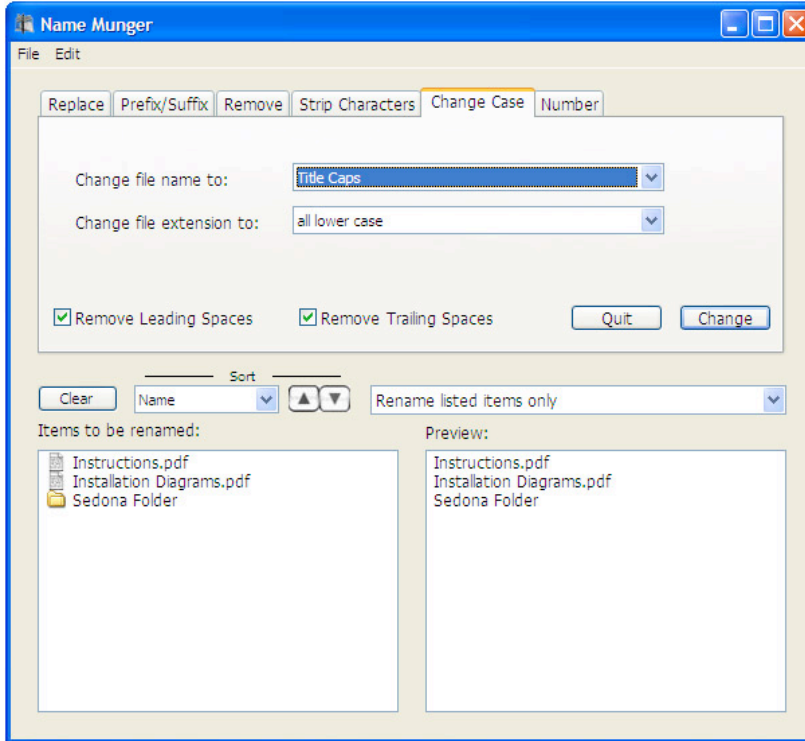
Click the Remove button to perform the operation.

Stripping Numerically

In addition to removing specific characters, the Strip Characters tab also allows you to remove a particular number of characters starting at a specific position with each file or folder name.

In this example, 5 characters are removed starting at the second character of each name. Click the Remove button to perform the operation.





Changing Case

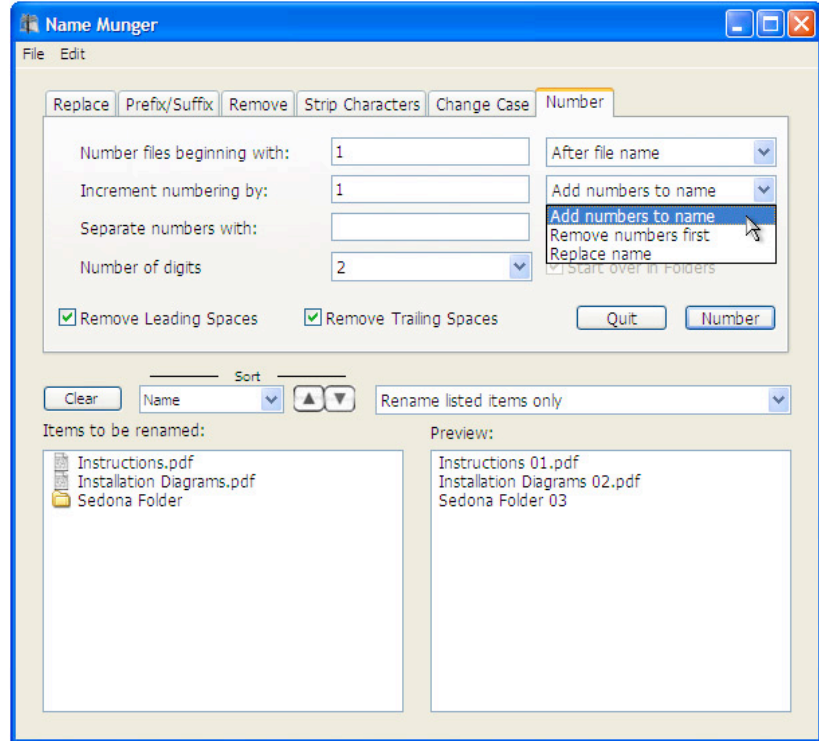
Click the Change Case tab to make the selected item names ALL UPPER CASE, all lower case, or to Use Title Capitalization. Separate selections are available for the file name and file extension.

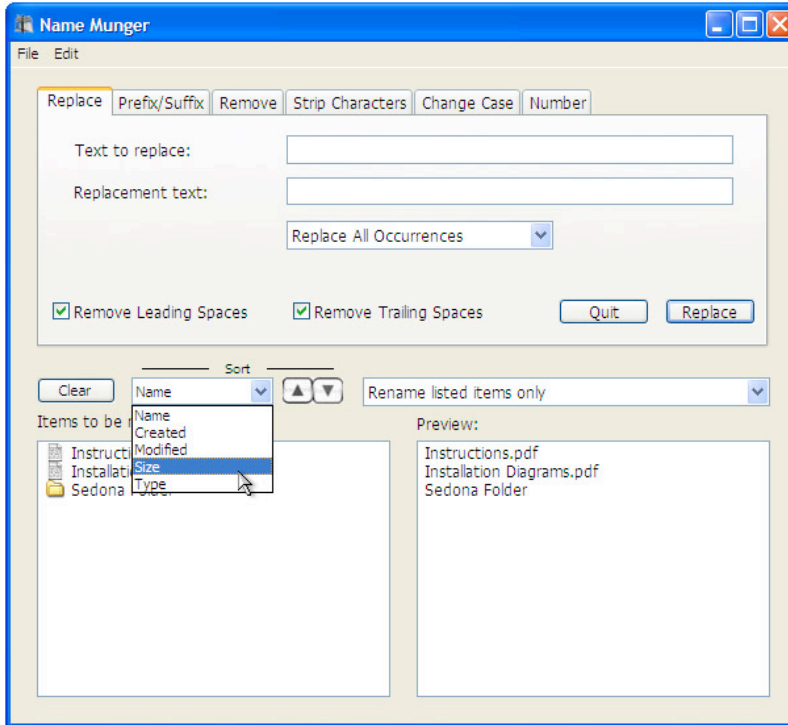
Click the file name or file extension pop-up menus to change the operation as desired.

Click the Change button to perform the operation.

Numbering Files

Click the Number tab to assign numbers to the selected items. Numbers may be applied before the existing name, after it, or just before the file name extension. You can also specify that you would like the numbering to begin at the same value in each folder or have the items in multiple folders numbered sequentially. Numbers are assigned in the order they are displayed, from top to bottom. If you prefer a different sequence, the items in the lower panel may be dragged into any desired order prior to clicking the Number button.





Sorting the File List

Before numbering files, it may be desirable to arrange them into a specific sequence. You can do this manually by dragging items within the list, or by sorting them.

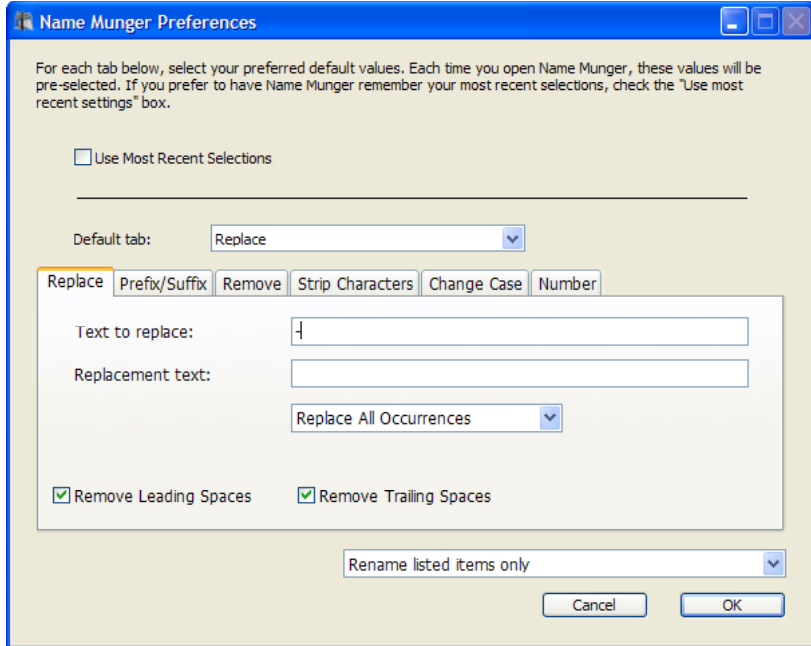
To sort the items in the list, click the pop-up menu to choose how the list is to be sorted (name, creation date, modification date, size, or file type) then click the up or down arrow buttons. The up arrow sorts in ascending order while the down arrow sorts in descending order.

Preferences

If you find yourself frequently using the same selections when renaming files, you can set the Name Munger preferences to remember your settings.

Check the *Use Most Recent Selections* box to have Name Munger remember your most recent choices.

If you uncheck the recent selections box, you can choose the tab panel that appears when Name Munger opens and any entries or selections you commonly use.



Reference and Support

Contact Us

All of us at Sonora Graphics hope that you enjoy using Name Munger and that it makes managing files much easier. If you need help using Name Munger you can contact us via e-mail at the address below. When contacting us, please indicate which operating system and version you have, what type of computer you are using, and the nature of the difficulty you are experiencing.




Sonora Graphics
The very best prices & service

web: <http://sonoragraphics.com/software.html>

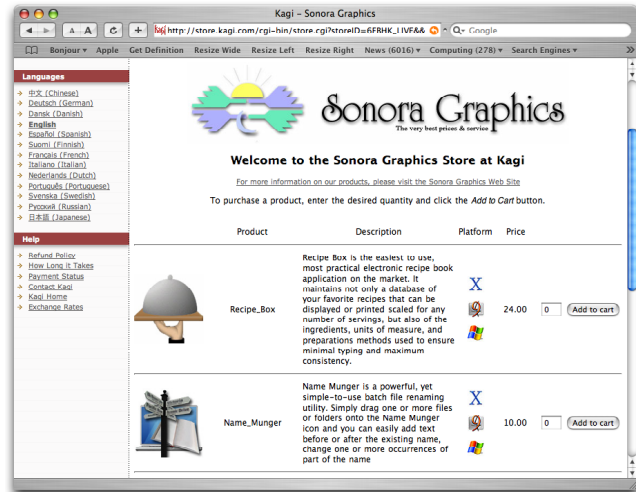
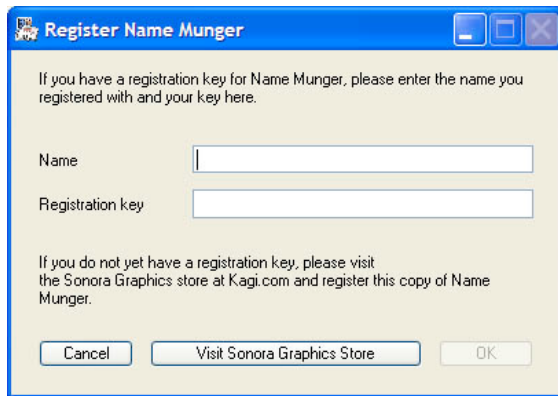
e-mail: support@sonoragraphics.com

Fine Print

Shareware Notice

Please note that while the Name Munger is distributed as shareware, it is not free. Please register your copy of Name Munger by clicking the *Register...* button in the *About Name Munger* dialog box (*Name Munger* → *About Name Munger...* for Mac OS X users or  → *About Name Munger...* for OS 9 users). Until you register the Name Munger, you'll be reminded each time you use it that it should be registered.

You can visit the Sonora Graphics store at Kagi.com or simply click the *Visit Sonora Graphics Store* button in the Register Name Munger window.



Sonora Graphics Software License Agreement

NOTICEThis is a legal agreement between You and Sonora Graphics. YOU MUST READ AND AGREE TO THE TERMS OF THIS SOFTWARE LICENSE AGREEMENT BEFORE DOWNLOADING, INSTALLING OR USING Sonora Graphics software applications. BY DOWNLOADING, INSTALLING OR USING THE APPLICATION(S) OR CLICKING ON THE "ACCEPT" BUTTON OF THIS SOFTWARE LICENSE AGREEMENT, YOU ARE AGREEING TO BE BOUND BY THE TERMS AND CONDITIONS OF THIS SOFTWARE LICENSE AGREEMENT. IF YOU DO NOT AGREE WITH THE TERMS AND CONDITIONS OF THIS SOFTWARE LICENSE AGREEMENT, THEN YOU SHOULD EXIT THIS PAGE AND NOT DOWNLOAD, INSTALL OR USE THE APPLICATION(S). BY DOING SO, YOU FOREGO ANY IMPLIED OR STATED RIGHTS TO DOWNLOAD OR INSTALL OR USE THE APPLICATION(S).

SOFTWARE LICENSE AGREEMENT Sonora Graphics grants You a limited, non-exclusive, non-transferable license, under Sonora Graphics Copyrights, to download, install and use the Application(s) and any revisions thereto made available by Sonora Graphics according to the terms set forth below.

DEFINITIONS For the purpose of this Agreement, the following terms shall have the following meanings:

- "Application" means the computer software program products of Sonora Graphics. "You(r)" means the company, entity or individual who submits the registration form at the end of this Software License Agreement, or on whose behalf such registration form is submitted.
- "Unregistered" means the software as distributed by Sonora Graphics *without* a license key.
- "Sonora Graphics Copyrights" means Sonora Graphics' copyrights in and to the Application(s).

LICENSEYou may:

- (a) reproduce the Application(s) for legitimate backup purposes;
- (b) reproduce the Application(s) to provide the unregistered software to others for evaluation.

You may not, and may not permit others to:

- (a) reproduce the Application(s) except as permitted above;
- (b) create derivative works of or otherwise alter, adapt, modify or translate the Application(s) in any way for any purpose except the purposes expressly permitted above;
- (c) distribute, deploy, provide copies of, rent, loan, lease, transfer, or grant any rights in the Application(s) or derivative works thereof in any form to any person.

This license is not a sale. Title, Sonora Graphics Patents, Sonora Graphics Copyrights and all other rights to the Application(s) and any copy made by You remain with Sonora Graphics.

TERMINATION This license will continue until terminated. Unauthorized use, reproduction or distribution of the Application(s) or any other failure to comply with the above terms will result in automatic termination of this Agreement and will make available to Sonora Graphics other legal remedies. Upon termination of this license for any reason You will destroy all copies of the Application(s). Any use of the Application(s) or derivative works thereof after termination is unlawful.

WARRANTY DISCLAIMER THE APPLICATION(S) IS PROVIDED ON AN "AS IS" BASIS. SONORA GRAPHICS AND ITS SUPPLIERS MAKE AND YOU RECEIVE NO OTHER WARRANTIES OR CONDITIONS, EXPRESS, IMPLIED, STATUTORY OR OTHERWISE OR IN ANY COMMUNICATION WITH YOU, AND SONORA GRAPHICS AND ITS SUPPLIERS SPECIFICALLY DISCLAIM ANY IMPLIED WARRANTY OF MERCHANTABILITY, SATISFACTORY QUALITY, FITNESS FOR A PARTICULAR PURPOSE OR NONINFRINGEMENT AND THEIR EQUIVALENTS. Sonora Graphics does not warrant that the Application(s) will meet Your specific requirements.

SOME STATES OR OTHER JURISDICTIONS DO NOT ALLOW THE EXCLUSION OF IMPLIED WARRANTIES, SO THE ABOVE EXCLUSIONS MAY NOT APPLY TO YOU. YOU MAY ALSO HAVE OTHER RIGHTS THAT VARY FROM STATE TO STATE AND JURISDICTION TO JURISDICTION.

LIMITATION OF LIABILITY IN NO EVENT WILL SONORA GRAPHICS OR ITS SUPPLIERS BE LIABLE FOR ANY DAMAGES, INCLUDING BUT NOT LIMITED TO LOSS OF OR CORRUPTION TO DATA, LOST PROFITS, LOSS OF CONTRACTS, COST OF PROCUREMENT OF SUBSTITUTE PRODUCTS OR ANY OTHER DIRECT, SPECIAL, INCIDENTAL, PUNITIVE, CONSEQUENTIAL OR INDIRECT DAMAGES, LOSSES, COSTS OR EXPENSES OF ANY KIND ARISING FROM THE SUPPLY OR USE OF THE APPLICATION(S), HOWEVER CAUSED AND ON ANY THEORY OF LIABILITY (INCLUDING WITHOUT LIMITATION NEGLIGENCE). THIS LIMITATION WILL APPLY EVEN IF SONORA GRAPHICS OR AN AUTHORIZED DISTRIBUTOR HAS BEEN ADVISED OF THEIR POSSIBILITY. THIS LIMITATION WILL NOT APPLY TO THE EXTENT THAT LIABILITY MAY NOT BY LAW BE LIMITED OR EXCLUDED.

SOME STATES OR OTHER JURISDICTIONS DO NOT ALLOW THE EXCLUSION OR LIMITATION OF LIABILITY FOR INCIDENTAL OR CONSEQUENTIAL DAMAGES, SO THE ABOVE LIMITATIONS AND EXCLUSIONS MAY NOT APPLY TO YOU.

SAFE OPERATION YOU ASSUME RESPONSIBILITY FOR, AND HEREBY AGREE TO USE YOUR BEST EFFORTS IN, USING THE APPLICATION(S) TO PROVIDE FOR SAFE OPERATION THEREOF, INCLUDING, BUT NOT LIMITED TO, COMPLIANCE OR QUALIFICATION WITH RESPECT TO ALL SAFETY LAWS, REGULATIONS AND AGENCY APPROVALS, AS APPLICABLE. THE APPLICATION(S) ARE NOT DESIGNED OR INTENDED FOR USE AS COMPONENTS IN EQUIPMENT INTENDED FOR SURGICAL IMPLANT INTO THE BODY, OR OTHER APPLICATIONS INTENDED TO SUPPORT OR SUSTAIN LIFE, FOR USE IN FLIGHT CONTROL OR ENGINE CONTROL EQUIPMENT WITHIN AN AIRCRAFT, OR FOR ANY OTHER APPLICATION IN

WHICH THE FAILURE OF THE APPLICATION(S) COULD CREATE A SITUATION IN WHICH PERSONAL INJURY OR DEATH MAY OCCUR, AND YOU SHALL HAVE NO RIGHTS HEREUNDER FOR ANY SUCH APPLICATIONS.

LANGUAGE The parties hereto confirm that it is their wish that this Agreement, as well as other documents relating hereto, have been and shall be written in the English language only.

GENERAL This Agreement shall be governed by the laws of the State of Arizona, including its Uniform Commercial Code, without reference to conflicts of laws principles. This Agreement is the entire agreement between us and supersedes any other communications, representations or advertising with respect to the Application(s). The waiver of a breach of any term hereof shall in no way be construed as a waiver of any other term or breach hereof. If any provision of this Agreement is held invalid or unenforceable, such provision shall be revised to the extent necessary to cure the invalidity or unenforceability, and the remainder of the Agreement shall continue in full force and effect. If You are acquiring the Application(s) on behalf of any part of the U.S. Government, the following provisions apply. The Application(s) programs and documentation are deemed to be "commercial computer software" and "commercial computer software documentation", respectively, pursuant to DFAR Section 227.7202 and FAR 12.212(b), as applicable. Any use, modification, reproduction, release, performance, display or disclosure of the Application(s) programs and/or documentation by the U.S. Government or any of its agencies shall be governed solely by the terms of this Agreement and shall be prohibited except to the extent expressly permitted by the terms of this Agreement. Any technical data provided that is not covered by the above provisions is deemed to be "technical data-commercial items" pursuant to DFAR Section 227.7015(a). Any use, modification, reproduction, release, performance, display or disclosure of such technical data shall be governed by the terms of DFAR Section 227.7015(b). You understand that Sonora Graphics is subject to regulation by agencies of the U.S. government, including, but not limited to, the U.S. Department of Commerce, which prohibit export or diversion of certain technical products to certain countries. You warrant that You will comply in all respects with the Export Administration Regulations and all other export and re-export restrictions applicable to the Application(s) licensed hereunder. The person entering into this Software License Agreement represents and warrants that such person is authorized to bind and does so bind his or her principal or employer and has adequate legal capacity to enter this Software License Agreement. You may not assign this Software License Agreement or any rights or obligations hereunder, directly or indirectly, by operation of law or otherwise, without the prior written consent of Sonora Graphics. Subject to the foregoing sentence, this Software License Agreement shall inure to the benefit of and be binding upon the parties and their respective successors and permitted assigns.